



**Findings From A National
Survey Of 1,007 Adults**
November 2015



Michael Bloomfield
1023 31st Street, NW • 5th Floor • Washington, DC 20007
202-625-0370 • mbloomfield@mellmangroup.com

Methodology

- A survey of 1,007 adults; 507 landline completes, 500 cell phone
- Interviews conducted Oct. 29 - Nov. 1, 2015
- Margin of error +/- 3.1% (higher for subgroups)



Key Points

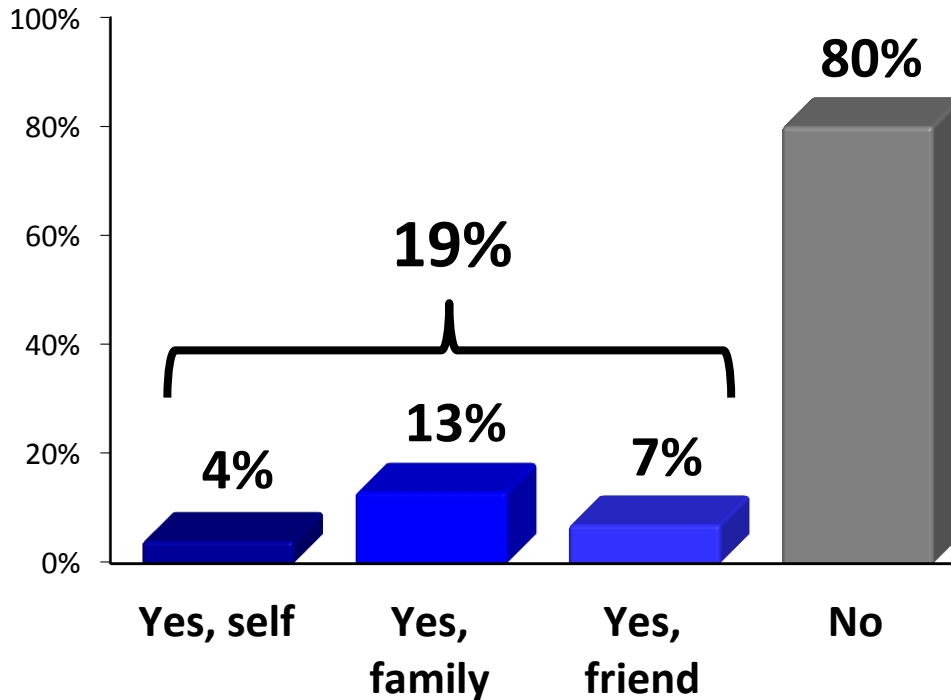
- A Large Majority Sees Substance Abuse As A Disease To Be Treated As A Health Issue, Not With Punishment
- The Top Criteria For Selecting Treatment Facilities Are Dr. Recommendations And A Track Record Of Recovery
- Seven In Ten Support Requiring Facilities To Demonstrate A Track Record Of Effective Results
- A Large Majority Across Party Would Be More Likely To Support A Presidential Candidate Who Favors Expanded Access To Treatment And Recovery Services





Nearly One In Five Americans Have Had A Personal Connection With Substance Abuse

*Have you, a family member, or a friend ever struggled with substance abuse such as the overuse of alcohol, illegal drugs or prescription medication?
(Accept multiple responses)*



	Yes	No
Democratic	21%	78%
Independent	21%	77%
Republican	18%	82%
Male	21%	78%
Female	18%	81%
18-34	20%	79%
35-44	23%	77%
45-54	17%	80%
55-64	20%	79%
65+	15%	83%
High School or Less	21%	78%
Some College	20%	78%
College Grad+	16%	83%
White	20%	79%
Black	15%	84%
Hispanic	19%	79%

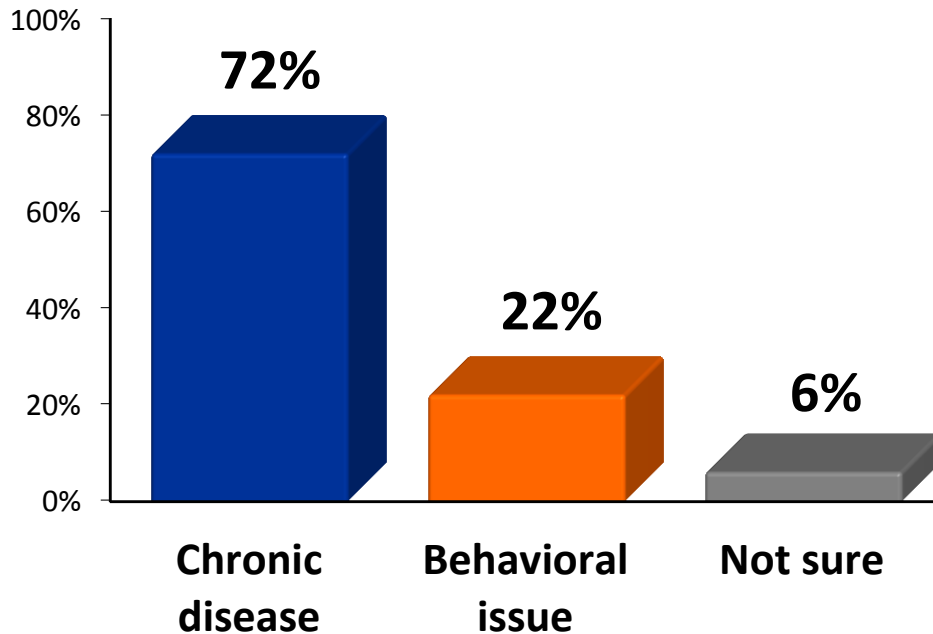




A Large Majority Sees Substance Abuse As A Disease To Be Treated As A Health Issue, Not With Punishment

Which comes closer to your point of view about substance abuse?

- *It is a chronic disease which should be treated as a health condition*
- *It is a behavioral issue which should be treated through criminal punishment*



	Disease	Behav'l
Democratic	80%	15%
Independent	71%	22%
Republican	65%	29%
Male	63%	30%
Female	80%	15%
18-34	72%	22%
35-44	71%	19%
45-54	67%	27%
55-64	75%	20%
65+	72%	22%
High School or Less	71%	24%
Some College	72%	23%
College Grad+	74%	20%
White	72%	23%
Black	78%	16%
Hispanic	66%	27%
Substance Abuse Yes	83%	12%
Substance Abuse No	69%	25%

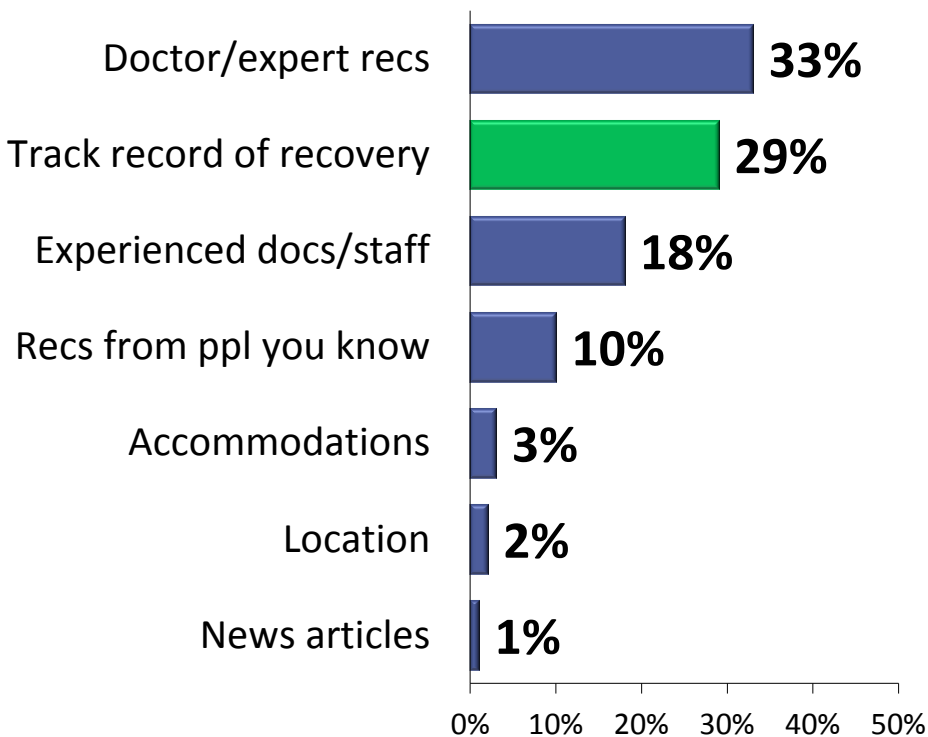




Top Priorities For Selecting Facilities Are Doctor Recommendations And A Track Record Of Recovery

For Those With A Personal Connection, A Record Of Recovery Is At The Top

If a friend or family member needed treatment for substance abuse, which of the following would be the most important factor in selecting a facility for treatment?



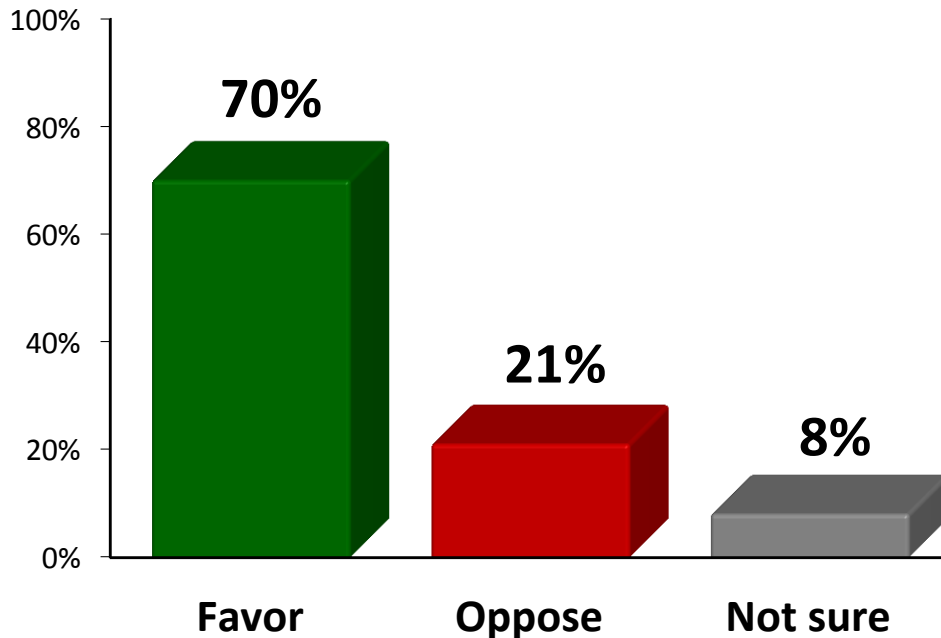
	Doc recs	Track record	Exper docs
Democratic	34%	25%	19%
Independent	30%	31%	18%
Republican	34%	34%	16%
Male	33%	27%	17%
Female	33%	31%	18%
18-34	26%	30%	23%
35-44	34%	30%	15%
45-54	28%	36%	16%
55-64	41%	29%	12%
65+	43%	18%	17%
High School or Less	35%	23%	19%
Some College	30%	33%	16%
College Grad+	33%	33%	16%
White	32%	32%	16%
Black	33%	20%	31%
Hispanic	40%	26%	9%
Substance Abuse Yes	30%	35%	12%
Substance Abuse No	34%	27%	19%





Seven In Ten Support Requiring Facilities To Demonstrate A Track Record Of Effective Results

According to the National Institute of Drug Abuse, 40 to 60 percent of addicts will relapse following treatment. Currently, Medicare, Medicaid and the Affordable Care Act do not require treatment facilities to use the most effective, science-based approach or show a track record of results. Do you favor or oppose requiring treatment facilities to demonstrate a science-based approach and a track record in order to receive reimbursement for their services?



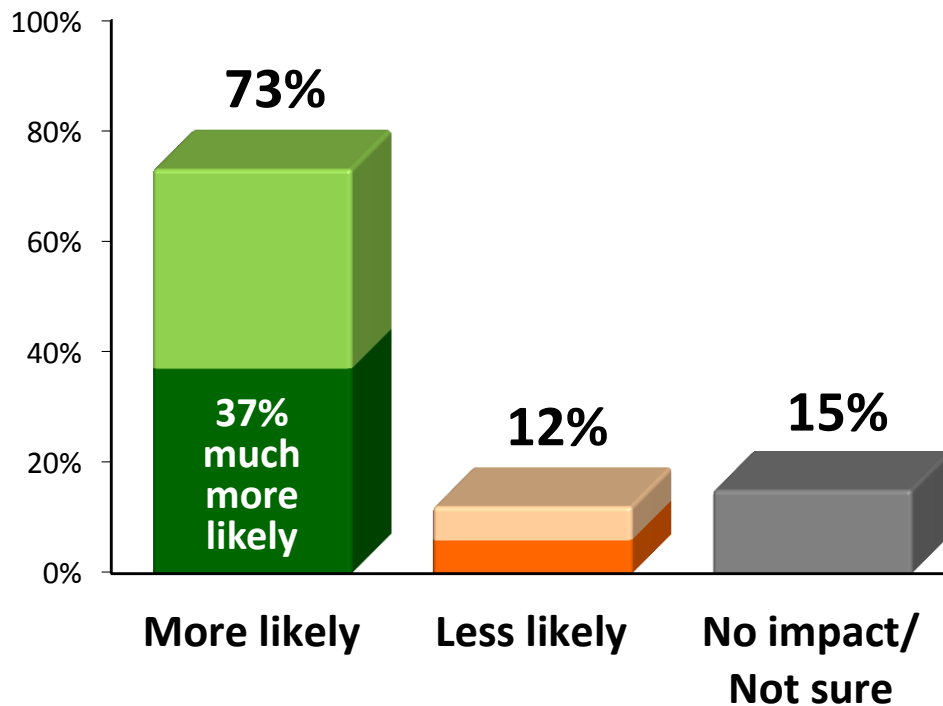
	Favor	Opp
Democratic	73%	19%
Independent	70%	22%
Republican	70%	23%
Male	70%	20%
Female	70%	22%
18-34	73%	19%
35-44	66%	27%
45-54	66%	28%
55-64	73%	19%
65+	71%	17%
High School or Less	68%	25%
Some College	78%	14%
College Grad+	68%	23%
White	71%	21%
Black	66%	24%
Hispanic	69%	22%
Substance Abuse Yes	74%	21%
Substance Abuse No	70%	21%





A Large Majority Across Party Would Be More Likely To Support A Presidential Candidate Who Favors Expanded Access To Treatment And Recovery Services

Would you be more likely or less likely to support a presidential candidate who supports expanded access to addiction treatment and recovery services?



	More	Less
Democratic	85%	7%
Independent	73%	13%
Republican	62%	17%
Male	68%	14%
Female	78%	10%
18-34	77%	9%
35-44	73%	12%
45-54	69%	14%
55-64	75%	15%
65+	68%	13%
High School or Less	71%	15%
Some College	76%	8%
College Grad+	72%	12%
White	73%	11%
Black	75%	15%
Hispanic	72%	14%
Substance Abuse Yes	77%	12%
Substance Abuse No	72%	12%



MAPHealthManagement™

NOTE: These slides and results cannot be repurposed or reused without including MAP's name and receiving stated permission from MAP

